ELEVATION A

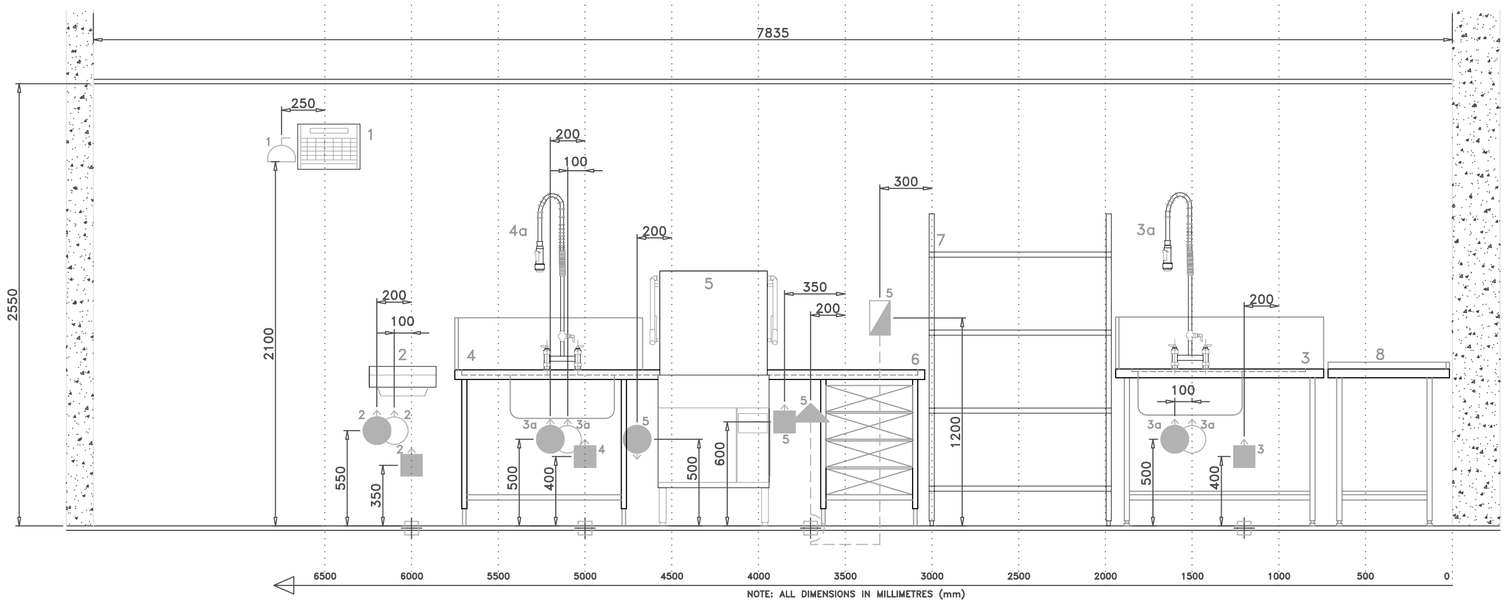

ITEM 1
INSECT KILLER
ELECTRIC 100Watt SP
S.FUSED SPUR @2100mm AFFL

ITEM 2
WASH HAND BASIN
MCW 15mm @550mm AFFL
HW 15mm @550mm AFFL
WASTE 35mm @350mm AFFL

ITEM 4
DISHWASH INLET TABLE
MCW VIA ITEM 4a
HW VIA ITEM 4a
WASTE 42mm @400mm AFFL

ITEM 4a
PRE RINSE SPRAY
MCW 15mm @500mm AFFL
HW 15mm @500mm AFFL
WASTE VIA ITEM 4

ITEM 5
DISHWASHER
ELECTRIC 16amp TP+N
ISOLATOR @1200mm AFFL
OUTLET @600mm AFFL
HW 22mm @500mm AFFL
PRESSURE 0.6 – 6.0bar
MAX TEMP 60c
WASTE trapped standpipe 42mm
@600mm AFFL
HIGH NUMBER OF AIR CHANGES
REQUIRED IN AREA

ITEM 3
DISHWASH INLET TABLE
MCW VIA ITEM 3a
HW VIA ITEM 3a
WASTE 42mm @400mm AFFL

ITEM 3a
PRE RINSE SPRAY
MCW 15mm @500mm AFFL
HW 15mm @500mm AFFL
WASTE VIA ITEM 3

ELEVATION B

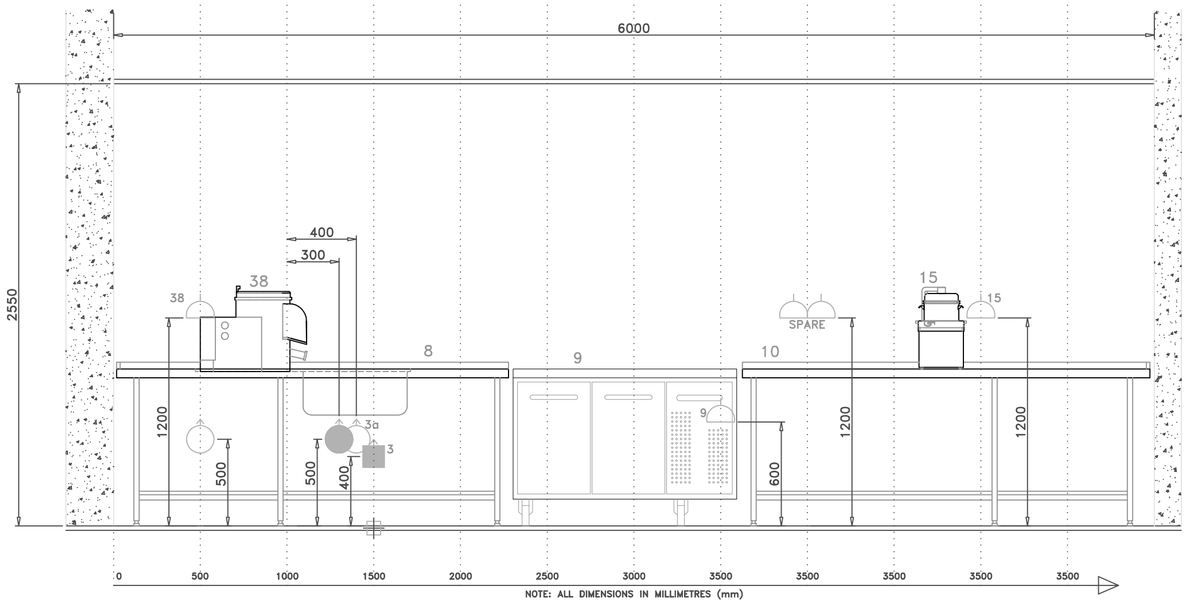

ITEM 38
POTATO PEELER
ELECTRIC 1kW SP
SSO @1200mm AFFL
MCW 15mm @500mm AFFL
WASTE VIA SINK

ITEM 8
PREP SINK UNIT
MCW 15mm @500mm AFFL
HW 15mm @500mm AFFL
WASTE 42mm @400mm AFFL

ITEM 9
WORKTOP REFRIGERATOR
ELECTRIC 1kW SP
SSO @600mm AFFL

ALL SPARE SSO's
TO BE CONFIRMED BY
OTHERS

ITEM 15
FOOD PROCESSOR
ELECTRIC 1kW SP
SSO @1200mm AFFL

1 INSECT KILLERS
2 WASH HAND BASINS
3 POTWASH SINK
3A PRE RINSE SPRAY
4 S/S DISHWASH INLET TABLE
5 HOOD TYPE DISHWASHER
6 S/S DISHWASH OUTLET TABLE
7 S/S 4 TIER RACK
8 S/S VEG PREP SINK UNIT
9 3 DOOR WORKTOP REFRIGERATOR
10 S/S PREP BENCH
11 S/S PREP BENCH
12 UPRIGHT REFRIGERATOR
13 UPRIGHT FREEZER
14 S/S PRE BENCH
15 FOOD PROCESSOR
16 S/S PREP BENCH
17 KITCHEN SERVERY UNIT
18 S/S PREP BENCH
19 MICROWAVE OVEN
19A S/S MICROWAVE SHELF
20 GAS BRATT PAN
21 S/S PREP BENCH
22 GAS 6 BURNER OVEN RANGE
23 S/S PREP BENCH
24 GAS SALAMANDER GRILL
25 10 GRID COMBINATION OVEN
25A WATER FILTER
26 S/S PREP BENCH
27 GAS SALAMANDER GRILL
28 GAS DOUBLE PAN FRYER
29 S/S PRE BENCH
30 GAS 6 BURNER OVEN RANGE
31 GAS GRIDDLE
32 S/S SERVICES SPINE
33 S/S EXTRACTION CANOPY
34 COSHH CUPBOARD
35 ZINC CHROMATE RACKING
36 BLAST CHILLER
37 OMITTED
38 POTATO PEELER
39 ELECTRINIC SCALES
40 BENCH MOUNTED MIXER
41 S/S WALL BENCH
42 WATER BOILER
43 COFFEE MACHINE
44 S/S WALL BENCH
45 SPARE NUMBER
46 UNDERCOUNTER BOTTLE COOLER
47 UNDERCOUNTER GLASSWASHER
48 UNDERCOUNTER ICE MACHINE
49 UNDERCOUTNER REFRIGERATOR
50 SHOP FIT FRONT BAR

ELEVATION C

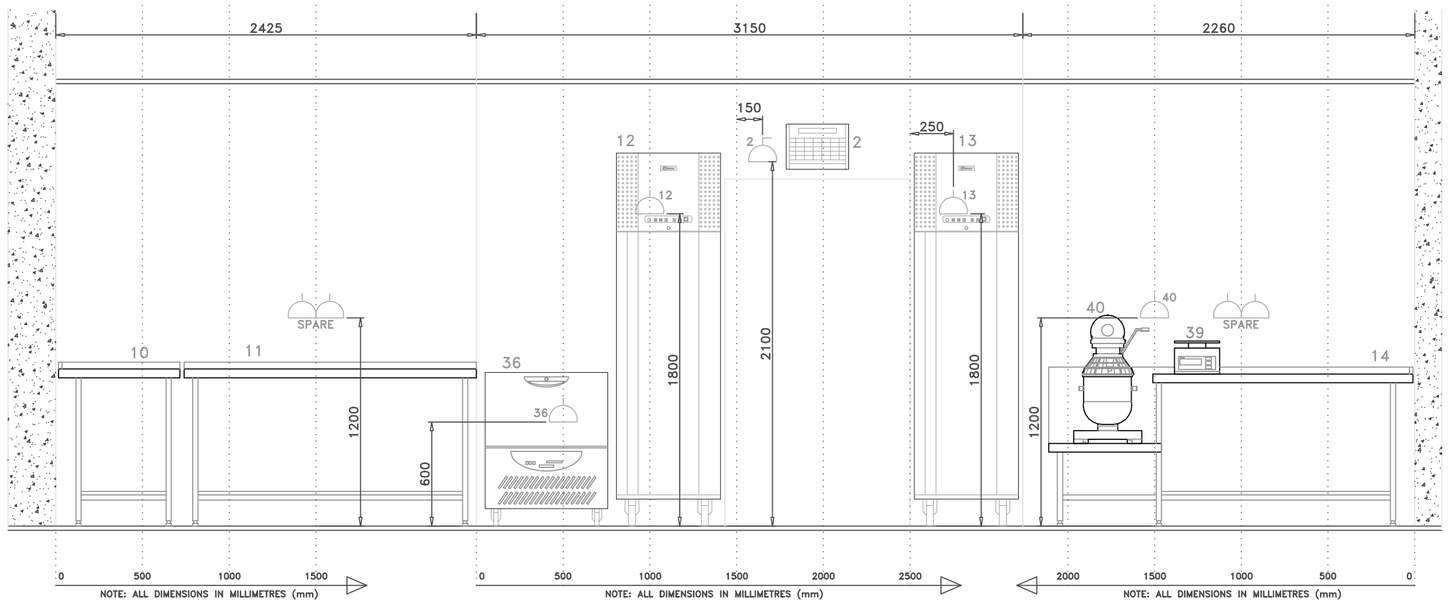

ALL SPARE SSO's
TO BE CONFIRMED BY
OTHERS

ITEM 36
BLAST CHILLER
ELECTRIC 13amp SP
SSO @600mm AFFL

ITEM 12
UPRIGHT REFRIGERATOR
ELECTRIC 1kW SP
SSO @1800mm AFFL

ITEM 2
INSECT KILLER
ELECTRIC 100Watt SP
S.FUSED SPUR @2100mm AFFL

ITEM 13
UPRIGHT FREEZER
ELECTRIC 1kW SP
SSO @1800mm AFFL

ITEM 40
MIXER
ELECTRIC 0.37kW SP
SSO @1200mm AFFL

ITEM 39
SCALES
ELECTRIC RECHARGABLE
BATTERY

ELEVATION D

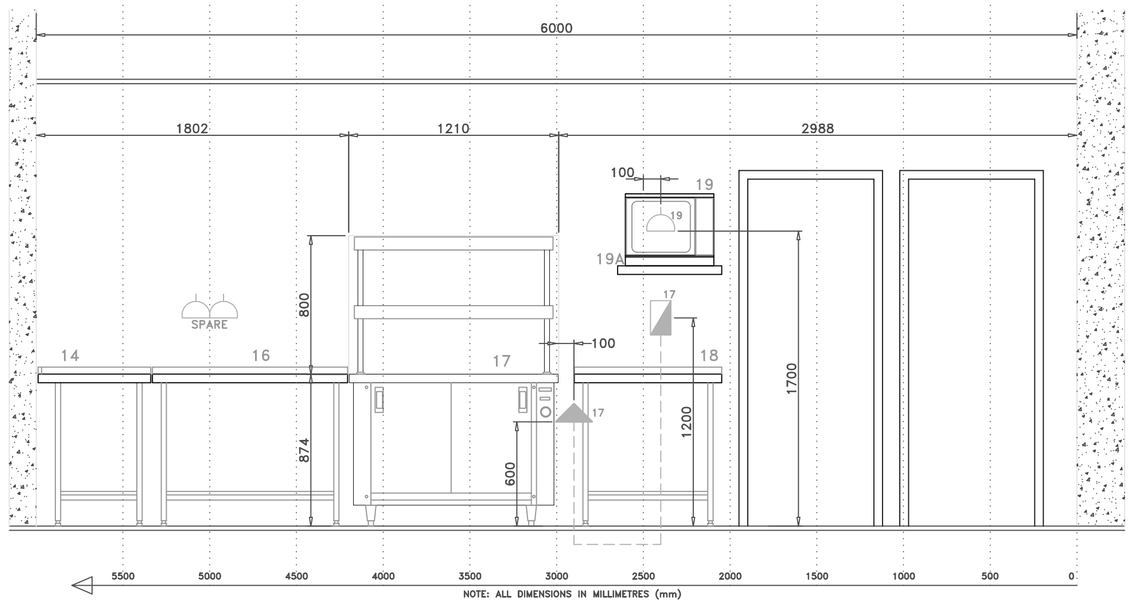

ALL SPARE SSO's
TO BE CONFIRMED BY
OTHERS

ITEM 17
KITCHEN SERVERY UNIT
ELECTRIC 6.5kW SP
ISOLATER @1200mm AFFL
OUTLET @600mm AFFL

ITEM 19
MICROWAVE OVEN
ELECTRIC 2.4kW SP
SSO @1700mm AFFL

GENERAL NOTES:

ALL WALLS ASSUMED TO BE BLOCKWORK UNLESS OTHERWISE INFORMED. THEREFORE, WALLS DO NOT REQUIRE ANY ADDITIONAL WALL RE–ENFORCEMENT FOR WALL MOUNTED EQUIPMENT

GENERAL PURPOSE SOCKET LOCATIONS TO BE CONFIRMED BY OTHERS. NOT TO CONTRAVENE CURRENT REGULATIONS.

ANY SURFACE RUN SERVICES MUST NOT PROTRUDE ANY MORE THAN 100mm FROM FINISHED WALL. SURFACE RUN SERVICES MUST NOT CLASH WITH EQUIPMENT BEING INSTALLED TIGHT TO WALLS.

ALL SERVICES TO BE SUITABLY ISOLATED WITHIN 1MTR OF FINAL CONNECTION POINTS BY OTHERS

ELEVATION E

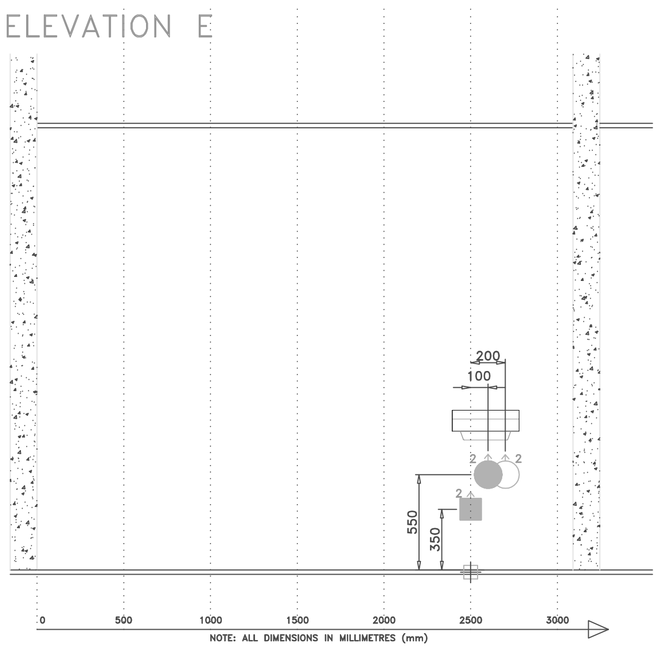

ITEM 2
WASH HAND BASIN
MCW 15mm @550mm AFFL
HW 15mm @550mm AFFL
WASTE 35mm @350mm AFFL

DENOTES ADVISED LOCATION OF
WASTE PIPE RISING THROUGH
FLOOR

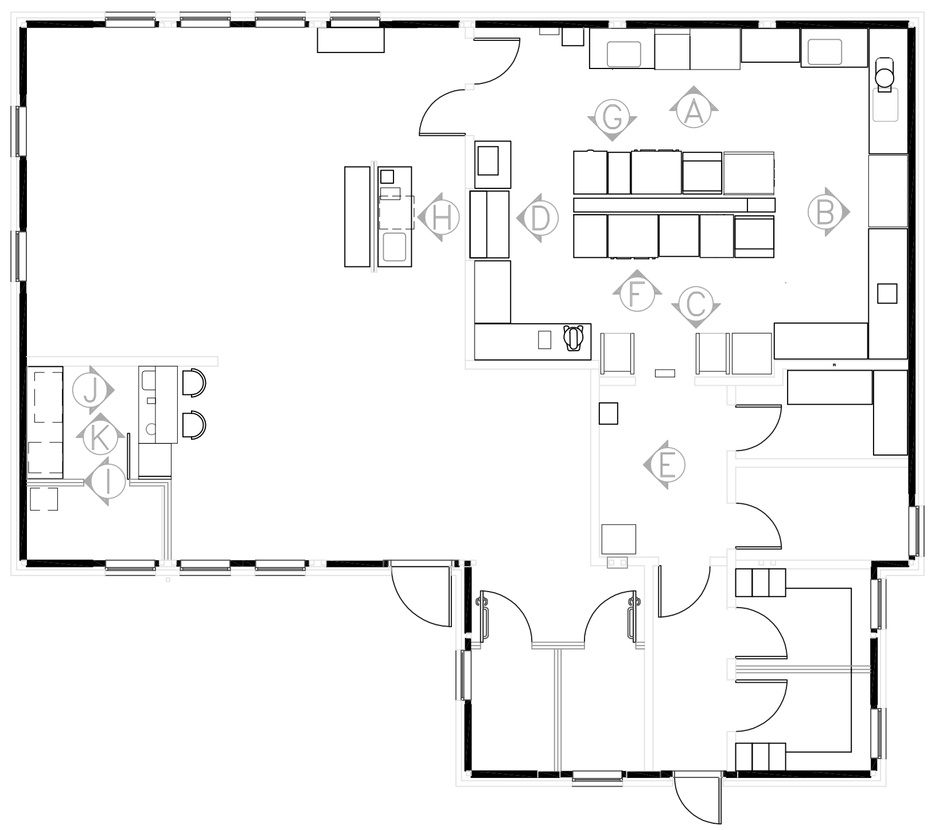

PLEASE NOTE:
To comply with BS–6173–2001 mandatory interlocks are now required between the gas supply and the mechanical kitchen ventilation system (extract and make–up–air). Interlocks to be supplied by mechanical service contractor.

REVISION NOTES

GENERAL NOTES

ALL SERVICES SHOWN ARE BASED UPON CURRENT MANUFACTURERS RECOMMENDATIONS AND CAN BE SUBJECT TO OCCASIONAL CHANGES.

ALL SERVICES SUPPLIES ARE TO BE FITTED WITH RELEVANT ISOLATING VALVES / STOPCOCKS / SWITCHES, AS APPLICABLE TO CONFORM TO THE LATEST & MOST CURRENT REGULATIONS.

ALL ISOLATORS / ISOLATING VALVES/ STOPCOCKS / SWITCHES ARE TO BE SITED, SUPPLIED & FITTED BY OTHERS, UNLESS OTHERWISE STATED.
ALL ISOLATORS SHOWN ARE SUGGESTED POSITIONS ONLY.
ALL WATER STORAGE TANKS / CISTERNS / BREAK TANKS, ARE TO BE INSTALLED TO CONFORM TO THE LATEST & MOST CURRENT REGULATIONS, AND ARE TO BE SIZED, SITED, SUPPLIED & FITTED BY OTHERS

SERVICE SYMBOLS.

- electrical connection.
- electrical isolator
- switch socket outlet
- switched spur
- gas connection
- hot water connection
- cold water connection
- waste outlet
- postmix python
- refrigeration line
- steam connection
- holes through floor slab

SCALE 1:25	DRAWN JB	NUMBER
DATE	CHECKED	FILE

CLIENT

TITLE TRAINING KITCHEN AND RESTAURANT
SERVICE ELEVATIONS SHEET #1

FOR DESIGN APPROVAL ONLY
THIS DRAWING SHOULD NOT BE USED FOR SERVICE DETAILS
OR FOR CONSTRUCTIONAL DIMENSIONING PURPOSES