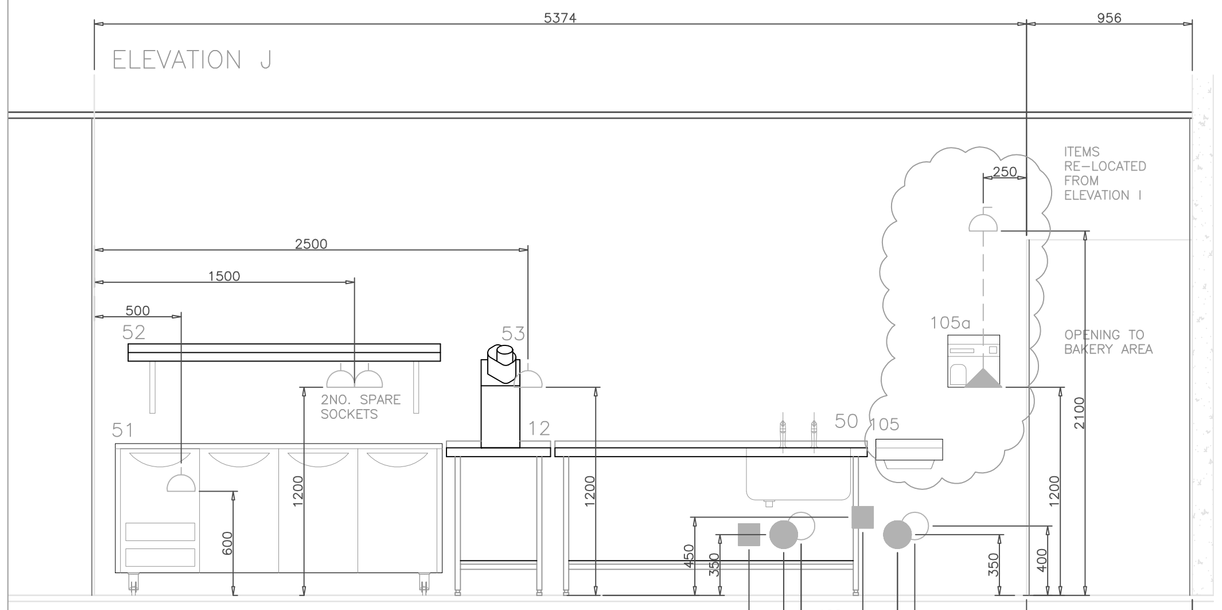

ITEM 51
REFRIGERATOR.
ELECTRIC 3.5amps SP+N
S.S.O @600mm AFFL

ITEM 53
VEGETABLE PREPARATION UNIT.
ELECTRIC 0.37kW SPH+N
S.S.O @1200mm AFFL

ITEM 50
SINGLE BOWL PREP BENCH.
15mm MCW @400mm AFFL
15mm HW @350mm AFFL
42mm WASTE @350mm AFFL

ITEM 105
WASH HAND BASIN.
15mm MCW @400mm AFFL
15mm HW @350mm AFFL
35mm WASTE @450mm AFFL

ITEM 105a
WARM AIR HAND DRYER.
ELECTRIC 13amp SP+N
S.FUSED SPUR @2100mm AFFL
OUTLET @1200mm AFFL 500mm tails left from wall

SANDWICH / SALAD PREPARATION

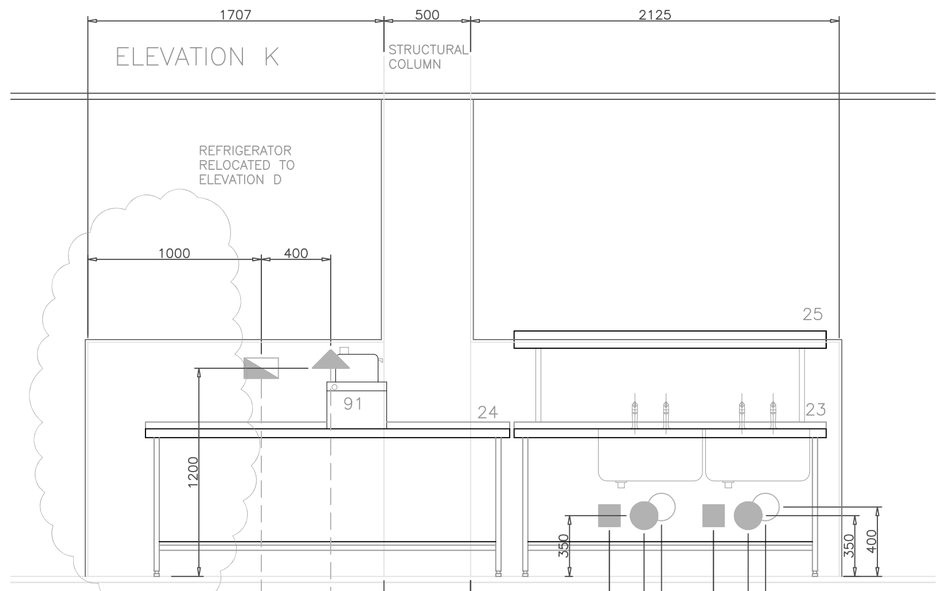

ITEM 91
FOOD PROCESSOR.
ELECTRIC 1.5kW TP+N
ISOLATOR @1200mm AFFL
OUTLET @1200mm AFFL

ITEM 23
DOUBLE BOWL PREP SINK.
2 x 15mm MCW @400mm AFFL
2 x 15mm HW @350mm AFFL
2 x 42mm WASTE @350mm AFFL

PREPARATION

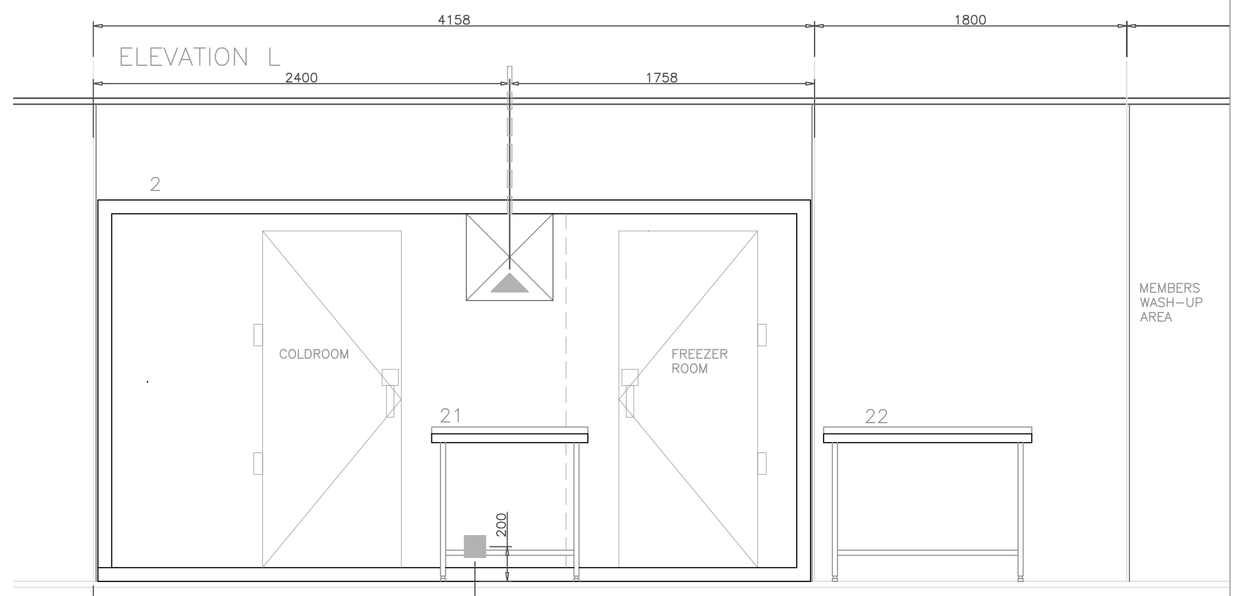

ITEM 2
COLD/FREEZER ROOMS.
ELECTRIC 20amp TP+N
From above directly into control panel. 2-3metre tails to be left directly above control panel coiled in ceiling space for connection.
ISOLATION provided within control panel.
54mm TUNDISH WASTE trapped below floor @200mm AFFL

COLDROOMS

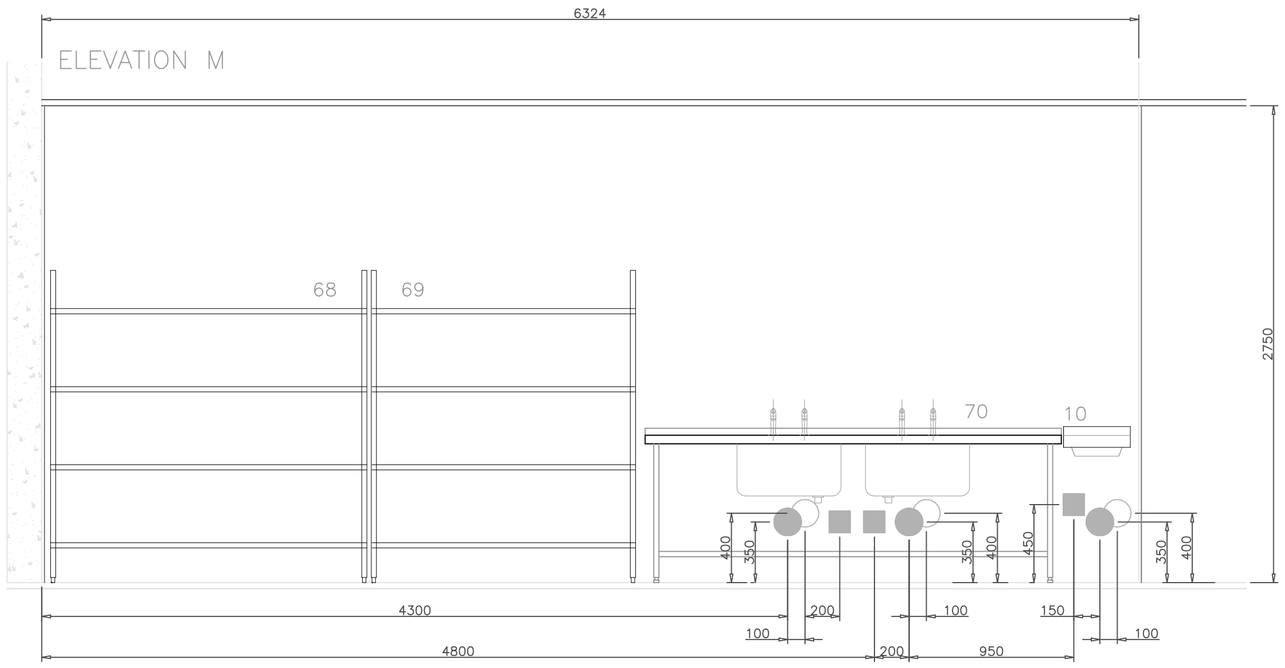

CUSTOMER WASH UP

ITEM 70
DOUBLE BOWL POT WASH SINK.
2 x 15mm MCW @400mm AFFL
2 x 15mm HW @350mm AFFL
2 x 42mm WASTE @350mm AFFL

ITEM 10
WASH HAND BASIN.
15mm MCW @400mm AFFL
15mm HW @350mm AFFL
35mm WASTE @450mm AFFL

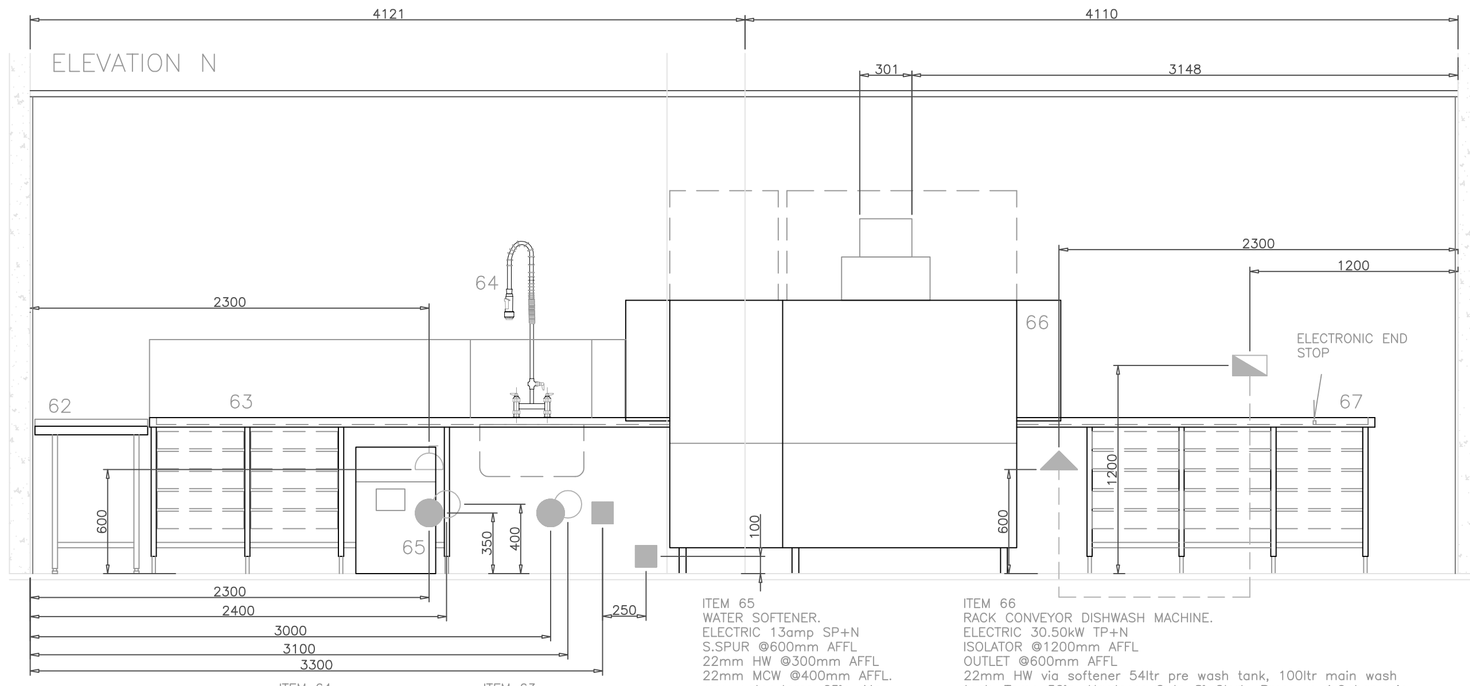

CUSTOMER WASH UP

ITEM 64
PRE RINSE SPRAY.
22mm HW @350mm AFFL.
22mm MCW @400mm AFFL.
WASTE via item 64

ITEM 63
DISHWASH INLET TABLE.
HW via item 64.
MCW via item 64.
WASTE 42mm @ 350mm AFFL

ITEM 65
WATER SOFTENER.
ELECTRIC 13amp SP+N
S.SPUR @600mm AFFL
22mm HW @300mm AFFL
22mm MCW @400mm AFFL.
max water temp 65°c, Max water flow rate 750litres/hr, operating pressures 0.3bar to 10bar.
Pressure to be confirmed by others to suit water softener and dishwasher.

ITEM 66
RACK CONVEYOR DISHWASH MACHINE.
ELECTRIC 30.50kW TP+N
ISOLATOR @1200mm AFFL
OUTLET @600mm AFFL
22mm HW via softener 54ltr pre wash tank, 100ltr main wash tank. Temp 50°c. Hardness 2 to 8° Clark. Pressure 1.0 bar min – 6 bar max (at machine).
22mm MCW via softener 260ltr per hour, Temp 10°c. Hardness 2 to 8° Clark. Pressure 0.6 bar min – 6 bar max (at machine).
54mm WASTE @100mm AFFL
VENTILATION spigot position on machine indicated. Extract rate requirement 600m3/hr – 45°c – 65g/m3

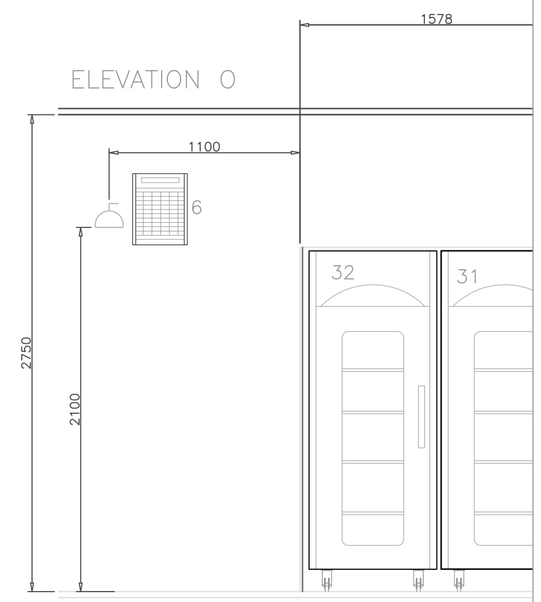

ITEM 6
INSECT KILLER.
ELECTRIC 80Watts SP+N
S.SPUR @2100mm AFFL

ITEMS 31 & 32
PASS THROUGH CABINETS.
PLEASE REFER TO ELEVATION A FOR SERVICE REQUIRMENTS

CUSTOMER SERVERY

WALL RE-INFORCEMENT OMMITTED

NO WALL RE-INFORCEMENT AS ALL WALLS TO BE BLOCKWORK

ALL ISOLATED ELECTRICAL CONNECTION POINTS (OUTLETS) TO BE LEFT WITH 2METRE TAILS.

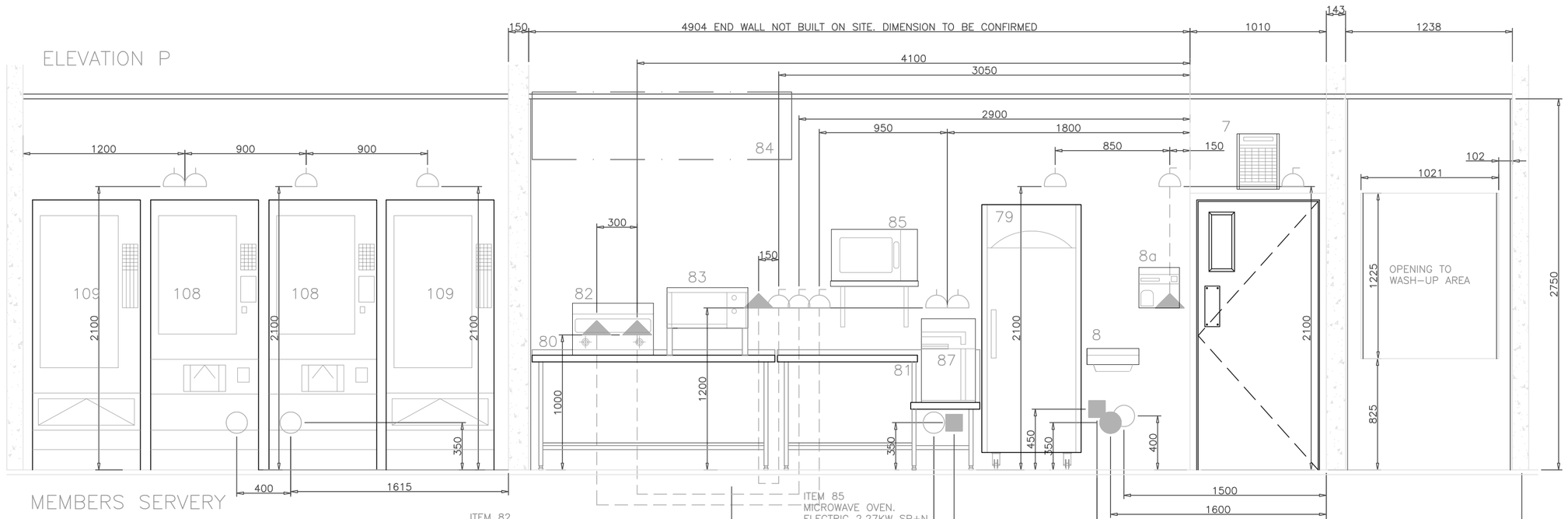

MEMBERS SERVERY

ITEM 109
2NO. VENDING MACHINES.
ELECTRIC 13amp SP+N
S.S.O @2100mm AFFL
SUPPLIED AND INSTALLED BY OTHERS
1NO. ADDITIONAL VENDING MACHINE – TYPE AND SERVICES TO BE CONFIRMED BY OTHERS.

ITEM 108
2NO BEVERAGE VENDING MACHINE.
ELECTRIC 13amp SP+N
15mm MCW @350mm AFFL
WASTE OMITTED AS PER RFI 0027/002
S.S.O @2100mm AFFL
SUPPLIED AND INSTALLED BY OTHERS

ITEM 82
TWIN PAN DOUBLE BASKET FRYER.
ELECTRIC 2 x 6KW 2PH+N
S.SPURS (2no) @1200mm AFFL
OUTLETS (2no) @1000mm AFFL
ITEM 84
CANOPY.
SPIGOT CONNECTION TO FAN. LIGHTING AND DUCTWORK BY OTHERS.

ITEM 83
GRILL ON BENCH LEGS.
ELECTRIC 3kW SP+N
S.FUSED SPUR @1200mm AFFL
OUTLET @1000mm AFFL

ITEM 85
MICROWAVE OVEN.
ELECTRIC 2.27KW SP+N
S.S.O @1200mm AFFL

ITEM 87
ICE MACHINE.
ELECTRIC 13amp SP+N
S.S.O @600mm AFFL
15mm MCW @350mm AFFL
35mm TRAPPED TUNDISH WASTE @200mm AFFL

ITEM 79
REFRIGERATOR.
ELECTRIC 3.0amps SP+N
S.S.O @2100mm AFFL

ITEM 8
WASH HAND BASIN.
15mm MCW @400mm AFFL
15mm HW @350mm AFFL
35mm WASTE @450mm AFFL

ITEM 8a
WARM AIR HAND DRYER.
ELECTRIC 13amp SP+N
S.FUSED SPUR @2100mm AFFL
OUTLET @1200mm AFFL 500mm tails left from wall

ITEM 7
INSECT KILLER.
ELECTRIC 80Watts SP+N
S.SPUR @2100mm AFFL

ALL SETTING OUT DIMENSIONS GIVEN ARE TO BLOCKWORK WALLS (UNFINISHED)

15mm WALL FINISH ALLOWED TO SURVEYED BLOCKWORK TO ALLOW CO-ORDINATION WITH FABRICATION.

REVISION NOTES

GENERAL NOTES

ALL SERVICES SHOWN ARE BASED UPON CURRENT MANUFACTURERS RECOMMENDATIONS AND CAN BE SUBJECT TO OCCASIONAL CHANGE.

ALL SERVICES SUPPLIES ARE TO BE FITTED WITH RELEVANT ISOLATING VALVES / STOPCOCKS / SWITCHES, AS APPLICABLE TO CONFORM TO THE LATEST & MOST CURRENT REGULATIONS.

ALL ISOLATORS / ISOLATING VALVES/ STOPCOCKS / ISOLATING SWITCHES, ARE TO BE SIZED,SITED, SUPPLIED & FITTED BY OTHERS, UNLESS OTHERWISE STATED.
ALL ISOLATORS SHOWN ARE SUGGESTED LOCATIONS.

ALL WATER STORAGE TANKS / CISTERNS / BREAK TANKS, ARE TO BE INSTALLED TO CONFORM TO THE LATEST & MOST CURRENT REGULATIONS, AND ARE TO BE SIZED, SITED, SUPPLIED & FITTED BY OTHERS

SERVICE SYMBOLS.

- electrical connection.
- electrical isolator
- switch socket outlet
- switched spur
- gas connection
- hot water connection
- cold water connection
- waste outlet
- postmix python
- refrigeration line
- steam connection
- holes through floor slab

SCALE 1:25	DRAWN JB	NUMBER
DATE	CHECKED	FILE

CLIENT

TITLE

FOR DESIGN APPROVAL ONLY

THIS DRAWING SHOULD NOT BE USED FOR SERVICE DETAILS OR FOR CONSTRUCTIONAL DIMENSIONING PURPOSES